

SUMP STRAINERS – All Stainless Steel

HOW TO ORDER

Select the desired specifications from the ordering table and build an ordering code number, as shown in this sample:

CASS - **30** - **1-1/2** - **NIPPLE** - **200** - **RV-3**
STYLE - **GPM** - **NPT** - **CONNECTION** - **MESH** - **VALVE**
 (spell out NIPPLE if wanted) (omit if not wanted)

STYLE	GPM (Flow Capability)	NPT (Pipe size)	CONNECTION (Nut or Nipple)	MESH (Screen size)	VALVE (Optional)
CASS	5	3/4, 1, 1-1/4	no symbol (coupling)	30	RV-3 (3-psi bypass)
	10	3/4, 1, 1-1/4		60	
	20	3/4, 1, 1-1/4		100	
	30	1-1/2	nipple (to get nipple you must specify it)	200	RV-5 (5-psi bypass)
	50	1-1/2 & 2			
	75	2-1/2			
100	3				

(Pressure drop through a clean element will not exceed 0.2 psi (0.4-in. Hg) at rated flow of 150 SSU viscosity fluid and 100 mesh.)

CASS SERIES ALL STAINLESS STEEL

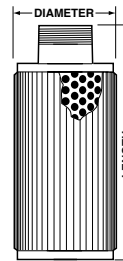

This all stainless steel crimped sump strainer comes in mesh sizes 30 to 200. Perforated inner support assures a strong, long-lasting strainer that can be cleaned and used indefinitely.

Magnets Available-
See Page 14



COUPLING STYLE

GPM RATING	SCREEN AREA (Sq. Inches)	NPT (Pipe Size)	OVERALL DIMENSIONS	
			Diameter	Length
5	50	3/4, 1, 1-1/4	2-7/8	3-1/8
10	110	3/4, 1, 1-1/4	2-7/8	5-7/16
20	145	3/4, 1, 1-1/4	2-7/8	7-3/16
30	260	1-1/2	3-3/4	8-13/16
50	280	1-1/2	3-3/4	9-5/8
50	280	2	3-3/4	9-5/8
75	350	2-1/2	5	12-7/16
100	450	3	5	12-1/2



NIPPLE STYLE

GPM RATING	SCREEN AREA (Sq. Inches)	NPT (Pipe Size)	OVERALL DIMENSIONS	
			Diameter	Length
5	50	3/4	2-7/8	3-1/2
10	110	1	2-7/8	5-3/4
20	145	1-1/4	2-7/8	7-5/16
30	260	1-1/2	3-3/4	9-5/8
50	280	1-1/2	3-3/4	9-5/8
50	280	2	3-3/4	9-5/8
75	350	2-1/2	5	12-5/8
100	450	3	5	12-5/8

HOW TO ORDER

Select specifications from the ordering table and build ordering code:

STYLE	GPM (Flow Capability)	NPT (Pipe size)	CONNECTION (Nut or Nipple)	MESH (Screen size)	VALVE (Optional)
MASS	2	3/8, 1/2	no symbol (coupling)	30	RV-3 (3-psi bypass)
	3	3/8, 1/2, 3/4		60	
	5	3/4, 1, 1-1/4		100	
	10	3/4, 1, 1-1/4	nipple (to get nipple you must specify it)	200	RV-5 (5-psi bypass)
	20	3/4, 1, 1-1/4			
	30	1-1/2			
50	1-1/2, 2				
75	2-1/2				
100	3				

MASS SERIES ALL STAINLESS STEEL

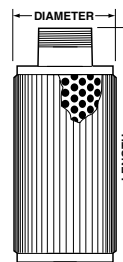
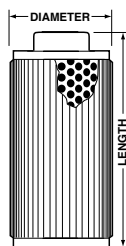
All stainless steel sump strainers with continuous epoxy-bonded end caps.



Magnets Available-
See Page 14

COUPLING STYLE

GPM RATING	SCREEN AREA (Sq. Inches)	NPT (Pipe Size)	OVERALL DIMENSIONS	
			Diameter	Length
2	30	3/8, 1/2	1.34	4-1/4
3	35	3/8, 1/2, 3/4	2-1/32	2-11/16
5	50	3/4, 1, 1-1/4	3-1/16	3-1/16
10	110	3/4, 1, 1-1/4	3-1/16	5-9/16
20	145	3/4, 1, 1-1/4	3-1/16	7-1/8
30	260	1-1/2	4-1/16	8-3/4
50	280	1-1/2	4-1/16	9-5/8
50	280	2	4-1/16	9-5/8
75	350	2-1/2	5-1/16	12-5/8
100	450	3	5-1/16	12-5/8



NIPPLE STYLE

GPM RATING	SCREEN AREA (Sq. Inches)	NPT (Pipe Size)	OVERALL DIMENSIONS	
			Diameter	Length
2	30	3/8, 1/2	1.34	4-1/2
3	40	3/8, 1/2, 3/4	2-1/32	2-7/8
5	62	3/4, 1	3-1/16	3-11/16
10	125	3/4, 1, 1-1/4	3-1/16	6
20	162	1-1/4	3-1/16	7-9/16
30	305	1-1/2	4-1/16	9-3/16
50	330	1-1/2	4-1/16	9-13/16
50	330	2	4-1/16	9-13/16
75	390	2-1/2	5-1/16	12-3/4
100	500	3	5-1/16	12-3/4